

## Illustration - Editorial, or Political Cartoons

CONTENT

**KNOW**

Political cartoons were popularised in the 1800's in England to point out corruption of the politicians at the time. Artists employ satirical techniques like hyperbole and caricature to make characters that are obvious, yet funny. They typically employ artistic techniques to make objects realistic and objective while simple and clean.



CURRICULUM


**UNDERSTAND**

We are going to think hard about the sort of things that we are passionate about. What political, social, environmental or economical issues occur that make you want to say something. You can agree or disagree with these issues, as long as you use art to form your opinion.

SKILLS

**CREATE**

1. **Brainstorm** ideas for your political cartoon by talking to the people around you about current events. Create a mind map of all the things that are important to you. Then mark the ones that you'd like to create art about.
2. **Plan by sketching** your characters, scenery, objects, whatever you think may come up in your cartoons.
3. Decide which idea is the strongest based on the visual ideas you've come up with.
4. Practice your line drawing skills with the attached worksheet.
5. **Draw** your cartoon in your own style, using simple line work for shading. You may add colour if you'd like, or shade it in varying tones of black and white.




### ASSESSMENT

Know	Understand	Create (Completion Checklist)
role of visual art in social justice issues	Communicate and respond to social and environmental issues through visual art	[ ] I have discovered what is important to me and made art about it.
elements of visual art Principles of design	Create artistic works with an audience in mind, refine skills in a variety of skills and eras.	[ ] I have created a composition thinking about how it looks on the page. [ ] I have practiced my shading techniques and
contributions of traditional, innovative, and inter-cultural artists	Explore First Peoples perspectives and knowledge, other ways of knowing, and local cultural knowledge through artistic works	[ ] I listened to Chimamanda Adichie's ted talk "Danger of Single Story" and think about the stories I am telling and how they may affect my audience.

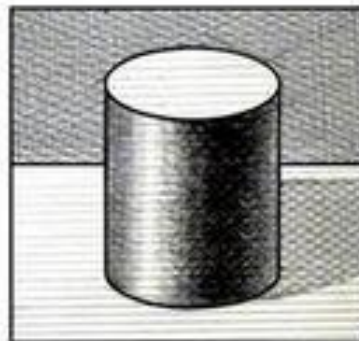



	I have pride in who I am. I understand that I am a part of larger communities. I can appreciate another person's culture and respect it.	[ ] My art is funny, not mean. It isn't homophobic, racist or transphobic.
--	---	--

# Line Drawing Techniques

www.studentartguide.com



1. Use a different **line technique** to fill each of the 12 small boxes. Invent your own techniques to fill the last 6 boxes.
2. Use these techniques to **apply tone to the geometric objects** draw to the right. Select your own light source.
3. Connect the dots below with three straight lines: **one very light, one mid-tone, and one very dark.**



# Line Drawing Techniques

www.studentartguide.com

