

Sculpture – Art 8

Name: _____



Content

Inspiration – Gargoyles!

One of the more famous examples is the gargoyles of [Notre-Dame de Paris](#). Although most have grotesque features, the term gargoyle has come to include all types of images. Some gargoyles were depicted as monks, or combinations of real animals and people, many of which were humorous. Most gargoyles were intended to divert rain away from brickwork buildings which is why they aren't as common anymore – contemporary materials can withstand rain and snow!

Curricular Competencies

Project – What are we going to do?


We are going to create a 3D free standing sculpture out of recycled paper, paper mache and acrylic paint. We will practice drawing the same creature from different angles as well as working well with others. We will be inspired by the history of Gargoyles to create a creature of our own design.

Steps – How are we going to do that?

1. Form groups of 2-4 people. (IF someone is away today make sure to leave a space for them in your group.)
2. Decide what kind of person, character, creature or item you would like to sculpt.
3. Draw it from three different angles (Top, bottom, side or front, back, top etc...)
4. Colour the drawing.
5. Create the basic shapes from that drawing out of recycled paper and tape. (DON'T USE TOO MUCH TAPE! Paper mache does not like to stick to it.)
6. Tape the pieces together until the project lightly stands up.
7. Rip strips of newspaper, dip it into the paper mache paste (Mrs. A will mix) squeeze off the excess with your fingers and apply it to your project. Smooth out any lumps and bumps.
8. Once dry, paint the sculpture with acrylic paint and glue on any alternative materials.



Assessment

Marking – What is the teacher looking for?



Core Competencies

Reflection – What skills did I work on with this project?

-  I communicate clearly and purposefully, using a variety of forms appropriately.
-  I contribute during group activities with peers and share roles and responsibilities to achieve goals.