


**WELCOME TO
MRS. ADDISON'S
ART ROOM!**

SENIOR DIGITAL AND TRADITIONAL ART



TRADITIONAL ART

GRADE 10, 11, 12



ART STUDIO II

Portraits with a Grid

Art for Audience

Wheel thrown Ceramics

Free Standing Sculptures

Relief Printing

Photo Manipulations (Adv.)

Final Project



Ps





STUDIO ARTS 2D II

Analyze Artistic Influences

Research Historical Art

Brainstorm Portfolio Ideas




Portraiture/Character/Anatomy


Landscapes/Backgrounds/Series

Print/Digital

Camera Techniques

Final Portfolio (2-3 pieces)





STUDIO ARTS 3D II

Analyze Artistic Influences

Research Historical Art

Brainstorm Portfolio Ideas

Medium Size Wheel Throwing

Medium Series (4-6 pieces)




Socio-Political Motivations

Final Portfolio (2-3 pieces)



DIGITAL ARTS

GRADE 10, 11, 12



GRAPHIC ARTS II

Analyze Artistic Influences

Brainstorm Ideas

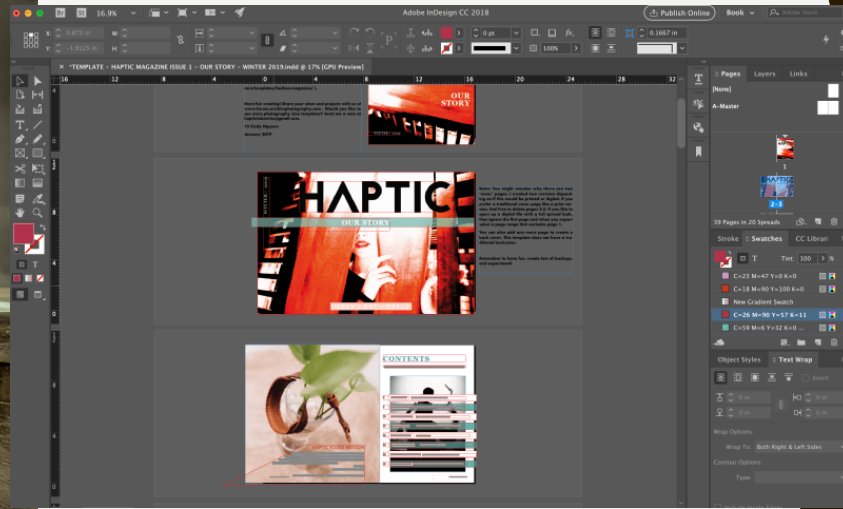
Research Historical Art

Character Design

Background and Landscapes

3D Modelling

Final Projects



MEDIA ARTS II

Photo Manipulations (adv)


Illustrator Logo Alterations

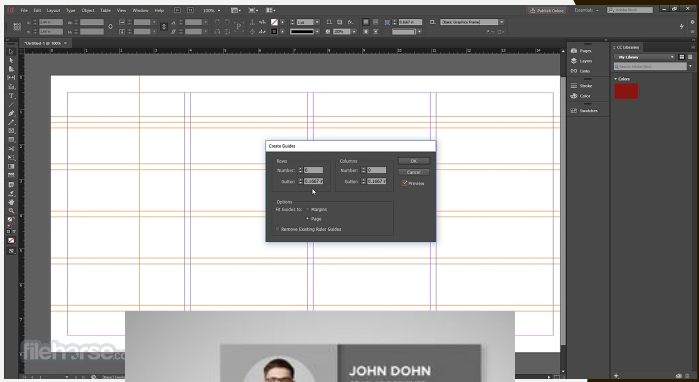
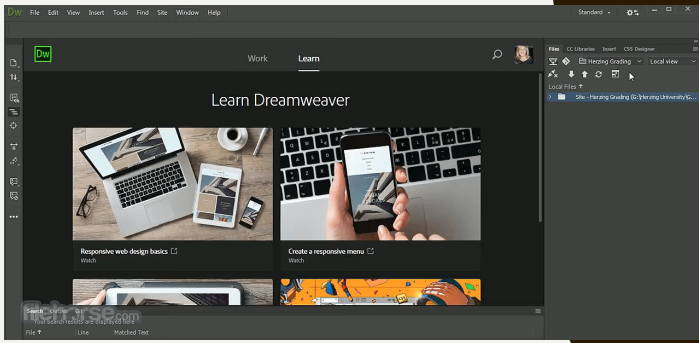
Vector Portraits

Templates in Photoshop

Templates in In Design

Final Project





MEDIA ARTS 12

Photo Journalism

Professional Editing

Templates for PRINT (InDesign)

Templates for WEB (DreamWeaver)

Graphic Resume

EXPECTATIONS

- Come to class every day on time – I will have to give a lot of different instructions very quickly to get everyone on the right track.
- Bring your materials, projects, sketchbooks, anything you have to make artwork, don't forget anything at home! As seniors you can store some materials in the back room as long as you have permission first.
- Work on art in class, at home, during lunch, tutorial, any time you can – the more you work the better you'll be. (Mrs.A does NOT believe in talent, only HARD WORK!)
- Find inspiration everywhere. Don't copy another person's work but find interesting skills, techniques or themes that you'd like to try out in class.
- Talk to me! I have thousands of opinions and love to share them!
- I will nag you incessantly if you start to fall behind. Don't make me do it.
- This room is 100% harassment free – critique is constructive or kept in your head.

FIRST IMPRESSIONS...

1. I am nervous about:
2. I am excited for:
3. My favourite material to work with is:
4. My favourite piece that I've created in the past was:
5. My favourite artist is: