


# Mrs. A's Art Class

Name: \_\_\_\_\_  
Block: \_\_\_\_\_  
Class: \_\_\_\_\_



## Welcome to Senior Art!

If you're in this class you're on the path to make art a priority in your future. You may already feel that art is a big part of your life, or you may never have taken a class before. The Senior Art classes are developed for grade 10, 11 and 12's with varying skill levels who wish to pursue the arts.

This year I've split the senior classes to offer the biggest variety of classes to help each of you get the artistic experience you need. Art Studio will focus on a lot of different materials. Studio Arts focuses on professional practices in a specific field, Graphic Arts focuses on industry standards for digital artists and Media Arts focuses on design practices to create the yearbook.

# Curriculum – Big Ideas, Units, Lessons

**Big Ideas:** Visual arts offer unique ways of exploring our identity and sense of belonging.

Art has the power to transform our lives. Through artists, art has the power to change social structures. With art we have the power to change the world. What is it that you are passionate about? What errors do you wish to change? As senior artists I will be pushing each of you to begin developing art that you care about. With this we will also be practicing a variety of idea sharing strategies. All ideas are good and we will work hard to create a safe space where all ideas are taken seriously and critiqued respectfully.

**UNITS:** Each stream has six units which focus on a different skill, technique or material.

Art Studio	Studio Art 2D	Studio Art 3D	Media Arts	Graphic Arts
You will create a 6 teacher directed projects with several skill building assignments.  You will work in a variety of 2D and 3D materials.	You will create a portfolio because you love drawing, painting or print media and think it could be your career one day.  You will pick one or two materials.	You will create a portfolio because you love working with clay and sculpture materials and think you could sell your pieces or be a member of the potters guild one day.	You will work through a variety of teacher directed assignments to learn basics of several programs in order to build the school yearbook.	You will work through teacher and self directed projects to learn digital art techniques and programs in order to make a demo reel that you could use to apply to a career one day.

## Lessons and Materials

Each unit will be centered around an artistic intention, with it's from history or contemporary art, and a corresponding material to go with it. We will conduct research before each project for proper inspiration. All needed materials will be provided, but you can bring any materials you have at home to use in class. (Talk to me for good brands/deals and short term storage.)

The course I want to be enrolled in is: \_\_\_\_\_

because I want to make a: PORTFOLIO VARIETY OF ART YEARBOOK CERAMIC PIECE PRINT DIGITAL PIECE

I have to talk with the councillors.

I do not have to talk to the councillors.

I have to talk to Mrs. Addison



# Assessment – Due Dates, Marking and Grades

## Due Dates

We will have new project introductions on Mondays, classroom sharing discussions on Tuesdays to get ideas flowing and several small group, peer and self reflection times over several days to keep on task and focussed on the current projects. I will conduct formative assessments while you're working so you know what you're doing well and what you could strengthen. "Due Dates" will be Fridays after a unit is introduced. At the end of a unit we will have a 1 on 1 chat to decide upon a final mark for the unit based on all the work you've done over the last 1 to 2 weeks. If you are unhappy with your score you can work on your projects in your own time, at lunch and during tutorial to be re-assessed.


## Marking Criteria

How will we "decide on a mark" if every student is making individualized projects and so many courses run in one class? I will try to have clear expectations for each project you are working on written on the board. We will conduct multiple peer critiques during work time so you can keep each other accountable. You will start each project with a goal of an idea, technique or skill you'd like to challenge yourself with. At the end we will re-visit these goals and see how you did.

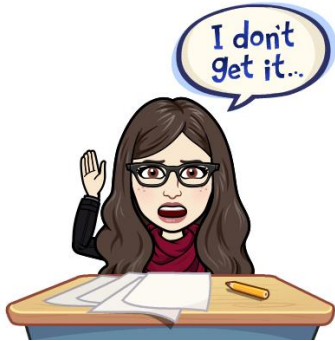
## Grades, Reporting and Contact

Your grades will be updated at the end of each unit. You can ask me what your grades are currently at in between those times, or just wait until the 1 on 1 chats to see. I will send home reports through email after each unit so your families can be in the know.

I strongly encourage you to ask questions when you have them, come in at lunch or tutorial to keep working on your projects or to ask for extra 1 on 1 help. I have high expectations for this crowd but I will make sure to be available to help achieve your goals.



# Contact Mrs. Addison



Sarah Addison

[Saddison@sd57.bc.ca](mailto:Saddison@sd57.bc.ca)

College Heights Secondary

250-94-4431



## Pop Quiz!

- Mrs. Addison's favourite colour is:
  - BLACK
  - RED
  - PINK
  - EVERY COLOUR!
- Mrs. A can speak:
  - ENGLISH
  - GERMAN
  - FRENCH
  - JAPANESE
- Mrs. Addison is...
  - A professional artist
  - A mother
  - A wife
  - All of the above
- In high school Mrs. A was:
  - Totally cool and super popular
  - A rad athlete
  - A gothic artist
- Mrs. A's favourite thing about teaching is:
  - I get to do art all day!
  - Teenagers, they're so witty.
  - Creating a safe space in this crazy world.

Something I'd like Mrs. A to know:

Something I hope to do this year